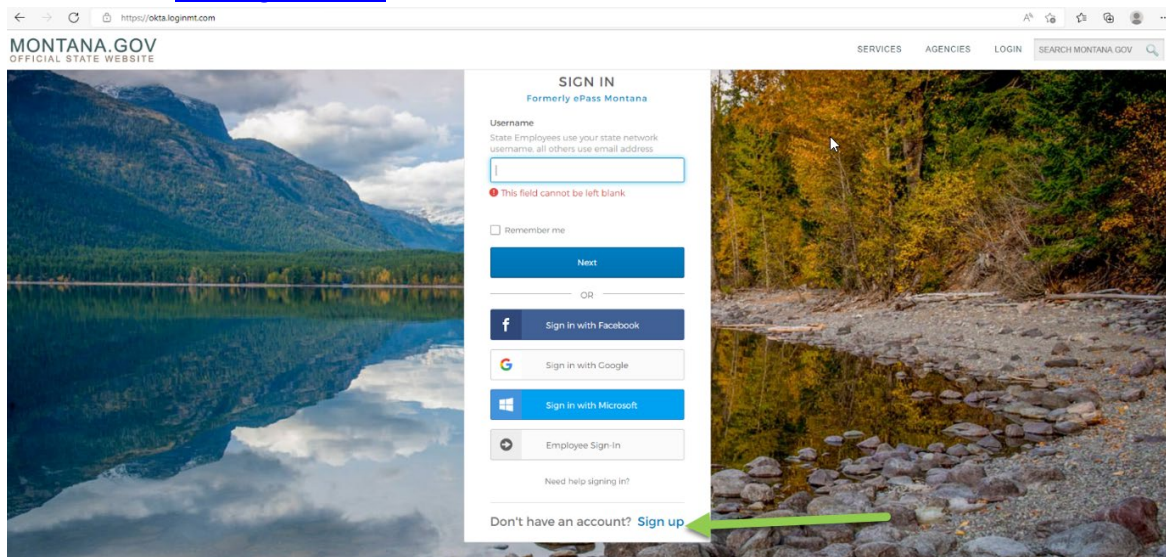
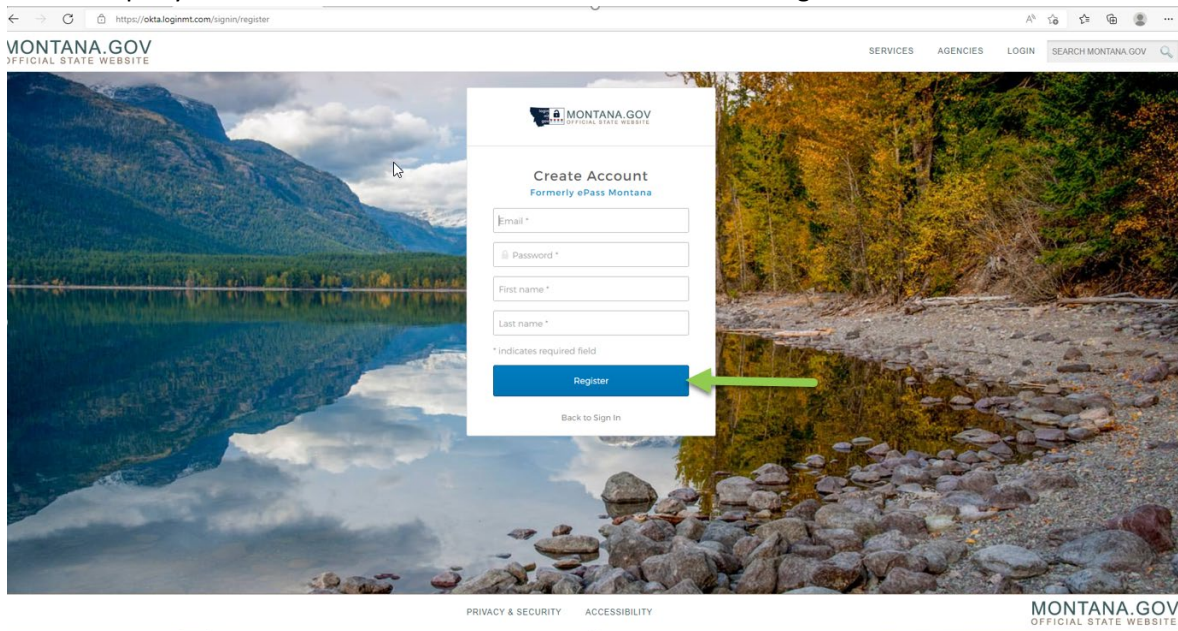


Create an Okta Account

1. Go to okta.loginmt.com



2. At the bottom of the window click Sign up.
3. Input your information to create an Okta account. Click Register.

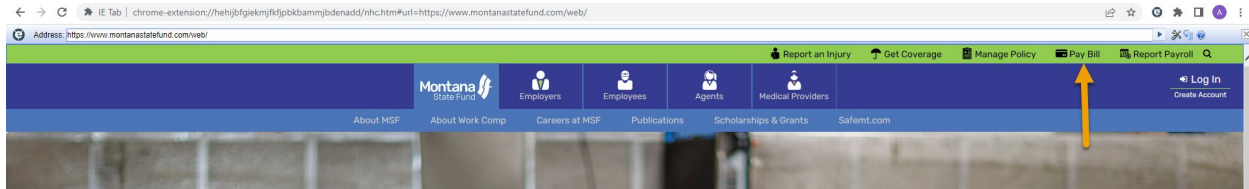


4. Okta will send a verification email to your email account. Click the link in the email to verify your account.
5. You have successfully created an Okta account to make payments to MSF and other Montana state services.

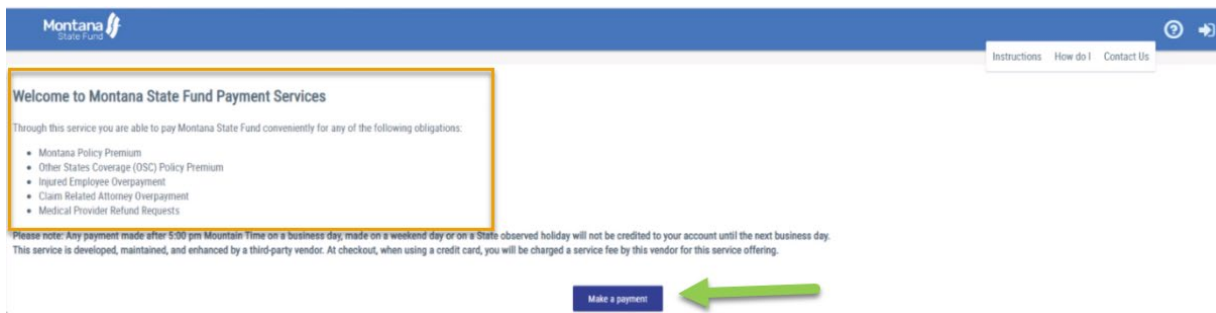
Have questions? Call us for help at 800-332-6102 x5018 Monday through Friday from 8 a.m. to 5 p.m.

Save Your Payment Information to Schedule Payments

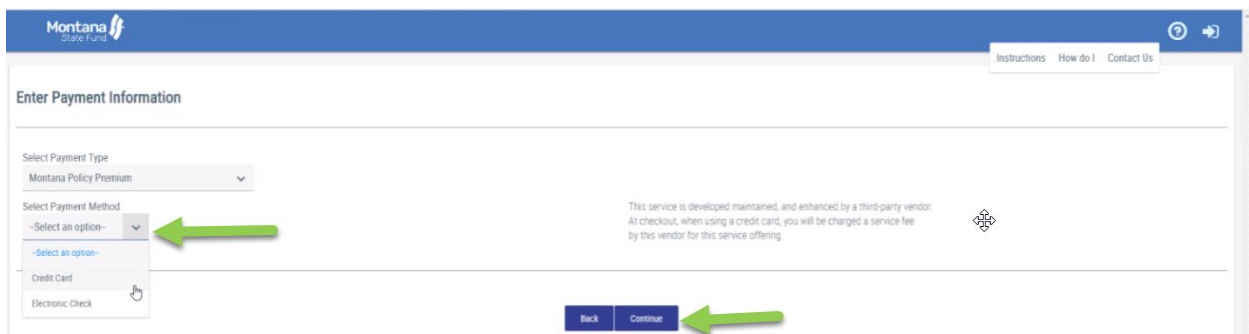
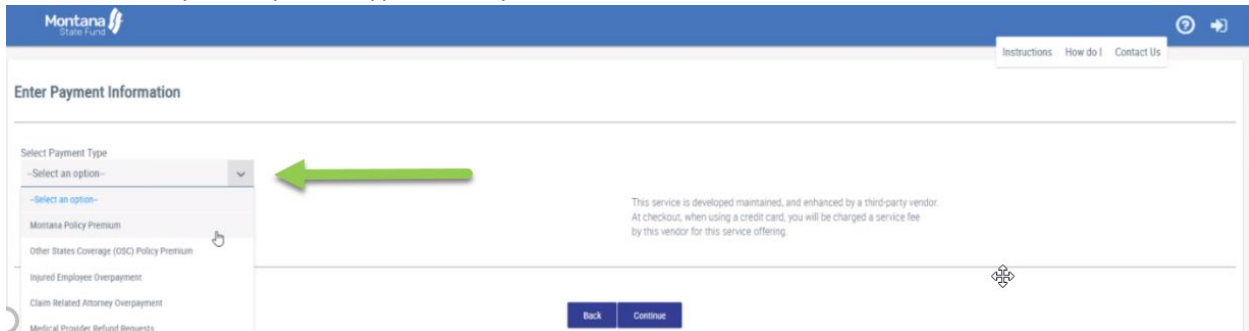
1. In your browser, go to montanastatefund.com
2. Click Pay Bill in the upper right corner.



3. Click Make a Payment.



4. Select your Payment Type and Payment Method. Then click continue.



Have questions? Call us for help at 800-332-6102 x5018 Monday through Friday from 8 a.m. to 5 p.m.

5. Input your details to identify the payment type and who is making the payment. Then click continue.

****Be sure to enter an email address here to receive an email receipt****

Montana State Fund

Instructions How do I Contact Us

Enter Payment Information

Select Payment Type
Montana Policy Premium

Select Payment Method
Electronic Check

This service is developed, maintained, and enhanced by a third-party vendor. At checkout, when using a credit card, you will be charged a service fee by this vendor for this service offering.

Complete all required fields (*)

Insured Name *
ABC Construction

Your Name *
John Smith

MT Policy or Quote Number * (Format: Enter leading 0 and omit dashes or type unknown)
031234567

Email Address for Receipt
jsmith@email.com

Contact Phone * (Format 555-555-5555)
406-867-5309

Amount * (Format 1234.56)
5.00

Back Continue

6. This page summarizes your payment details. Click the Okta Login button.

Payment Summary

Payment	Quantity	Amount	Total
Montana Policy Premium 031234567	1	\$5.00	\$5.00
		Total	\$5.00

Stored Payments

Login to see all stored payment options

login mt gov

Login

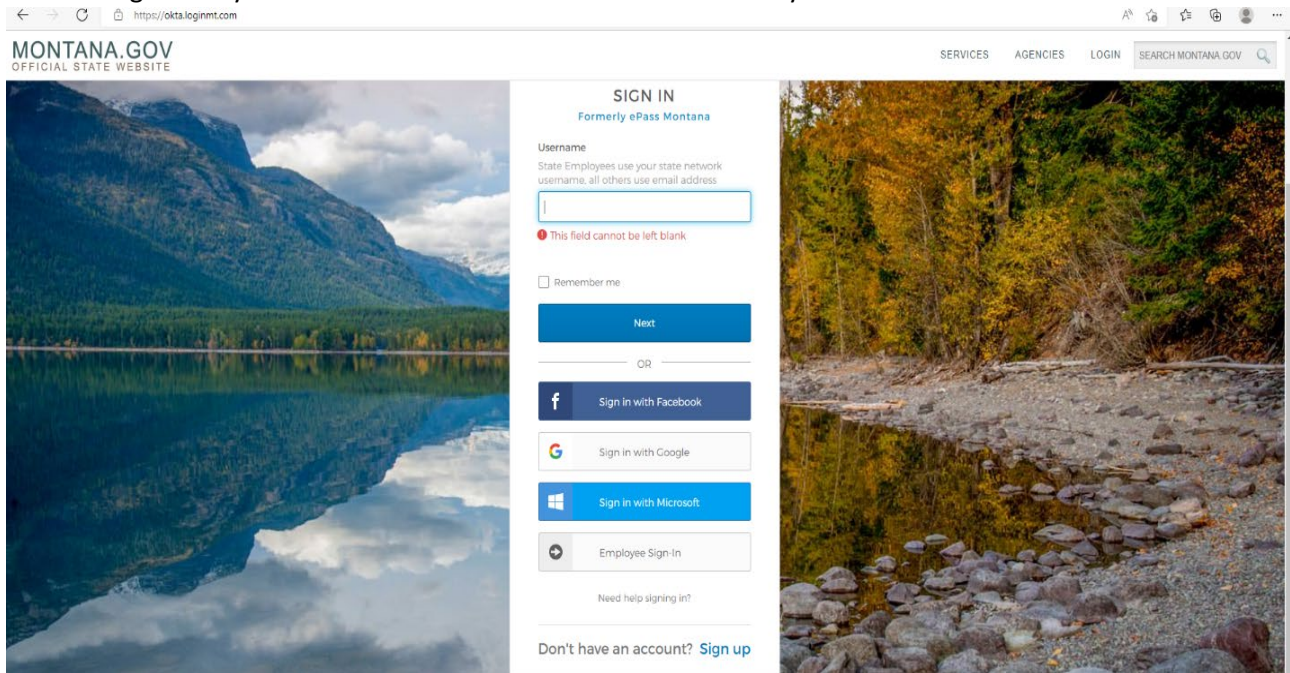
Have questions?

Payment Schedule

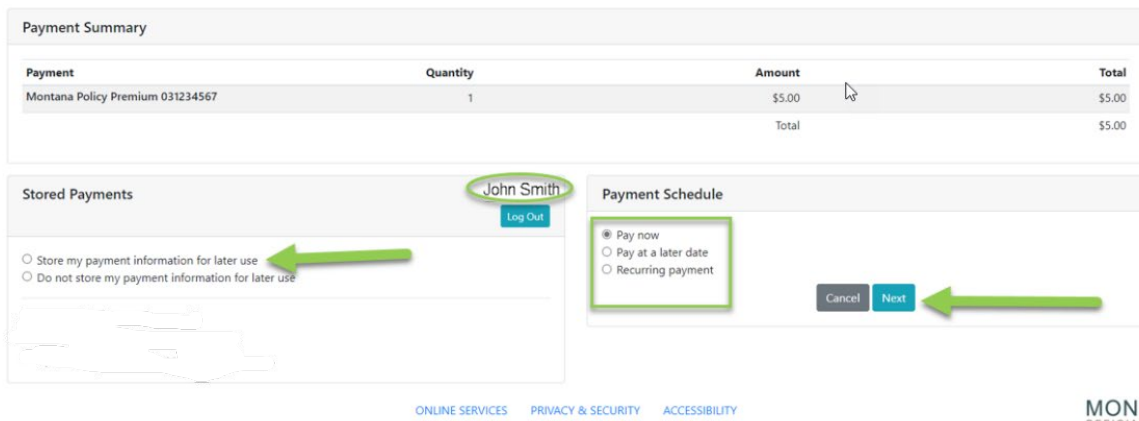
Pay now
 Pay at a later date
 Recurring payment

Cancel Next

7. Login with your Okta credentials. Note: Your username is your email address.



8. Once you are logged in to Okta, you must first make a payment today to store your payment details for later use. Select 'Store my payment information for later use' then select 'Pay now' and click Next.



9. Verify your information then click Next.

10. Input your checking account or credit/debit card details to store and make your payment today. Then click Submit Payment.


11. Once you have submitted this payment, your banking or credit/debit card details are stored in Okta. When you login again to make a payment, you will see your saved payment info and can use it to make or schedule future payments.

Payment Summary

Payment	Quantity	Amount	Total
Montana Policy Premium 031234567	1	\$5.00	\$5.00
Total			\$5.00

Stored Payments John Smith [Log Out](#)


Store my payment information for later use
 Do not store my payment information for later use

Opportunity Bank Checking 
Account xxxxxx3213

Update the selected payment information

Payment Schedule

Pay now
 Pay at a later date
 Recurring payment

[Cancel](#) [Next](#) 

[ONLINE SERVICES](#) [PRIVACY & SECURITY](#) [ACCESSIBILITY](#)

MONTANA.GOV
OFFICIAL STATE WEBSITE